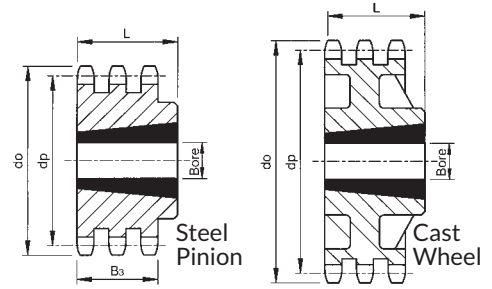
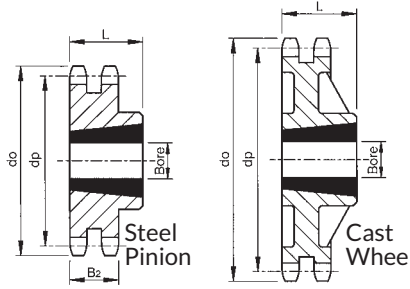
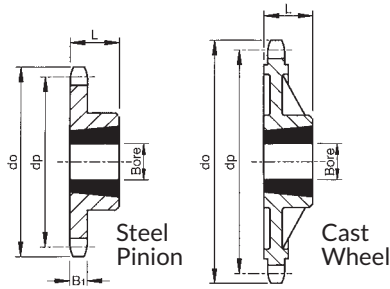


Taper Bore Sprockets for 1" Pitch British Standard Chains Type 16B

Conforming to ISO Std 606



Simplex Sprockets

Duplex Sprockets

Triplex Sprockets

16B-1 Chain - Tooth Width B1 - 16.2mm

16B-2 Chain - Tooth Width B2 - 47.7mm

16B-3 Chain - Tooth Width B3 - 79.6mm

	Cat. No.	No. Teeth	Pitch Circle Ø _{dp}	Outside Ø	Taper Bore Bush			Length L	Approx. Weight kg	
					Bush No.	Min. Bore	Max. Bore			
16B-1 Simplex Chain Sprockets	Steel Sprockets	TB 16B1-13	13	106.12	117.0	1610	14	42	25	0.79
		TB 16B1-14	14	114.15	125.0	1610	14	42	25	0.98
		TB 16B1-15	15	122.17	133.0	1610	14	42	25	1.15
		TB 16B1-16	16	130.20	141.0	2012	14	50	32	1.36
		TB 16B1-17	17	138.22	149.0	2012	14	50	32	1.56
		TB 16B1-18	18	146.28	157.0	2517	19	65	45	2.05
		TB 16B1-19	19	154.33	165.2	2517	19	65	45	2.28
		TB 16B1-20	20	162.38	173.2	2517	19	65	45	2.52
		TB 16B1-21	21	170.43	181.2	2517	19	65	45	2.85
		TB 16B1-22	22	178.48	189.3	2517	19	65	45	3.12
		TB 16B1-23	23	186.53	197.5	2517	19	65	45	3.40
		TB 16B1-24	24	194.59	205.5	2517	19	65	45	3.69
		TB 16B1-25	25	202.66	213.5	2517	19	65	45	3.99
		TB 16B1-26	26	210.72	221.6	2517	19	65	45	4.31
	TB 16B1-27	27	218.79	229.6	2517	19	65	45	4.64	
	TB 16B1-28	28	226.85	237.7	2517	19	65	45	4.99	
	TB 16B1-30	30	243.00	254.0	3020	25	75	51	6.25	
	TB 16B1-38	38	307.59	320.7	3020	25	75	51	9.81	
	TB 16B1-45	45	364.13	377.1	3020	25	75	51	13.51	
	TB 16B1-57	57	461.08	474.0	3020	25	75	51	21.34	
	TB 16B1-76	76	614.65	627.0	3020	25	75	51	37.49	
	TB 16B1-95	95	768.22	781.1	3020	25	75	51	58.45	
TB 16B1-114	114	921.81	934.3	3030	25	75	76	85.48		
Cast Iron Wheels	TB 16B1-38C	38	307.59	320.7	3020	25	75	51	8.20	
	TB 16B1-45C	45	364.13	377.1	3020	25	75	51	9.10	
	TB 16B1-57C	57	461.08	474.0	3020	25	75	51	12.00	
	TB 16B1-76C	76	614.65	627.0	3020	25	75	51	23.00	
	TB 16B1-95C	95	768.22	781.1	3020	25	75	51	38.00	
	TB 16B1-114C	114	921.81	934.3	3030	25	75	76	40.00	
	16B-2 Duplex Chain Sprockets	Steel Sprockets	TB 16B2-13	13	106.12	117.0	2012	14	50	47.7
TB 16B2-15			15	122.17	133.0	2012	14	50	47.7	2.11
TB 16B2-16			16	130.20	141.0	2517	19	65	47.7	1.91
TB 16B2-17			17	138.22	149.0	2517	19	65	47.7	2.47
TB 16B2-18			18	146.28	157.0	2517	19	65	47.7	3.07
TB 16B2-19			19	154.33	165.2	2517	19	65	47.7	3.72
TB 16B2-20			20	162.38	173.2	2517	19	65	47.7	4.40
TB 16B2-21			21	170.43	181.2	3020	25	75	51	4.07
TB 16B2-22			22	178.48	189.3	3020	25	75	51	4.88
TB 16B2-23			23	186.53	197.5	3020	25	75	51	5.64
TB 16B2-24			24	194.59	205.5	3020	25	75	51	6.62
TB 16B2-25			25	202.66	213.5	3020	25	75	51	7.33
TB 16B2-26			26	210.72	221.6	3020	25	75	51	8.46
TB 16B2-27			27	218.79	229.6	3020	25	75	51	9.19
TB 16B2-28		28	226.85	237.7	3020	25	75	51	10.40	
TB 16B2-30		30	243.00	254.0	3020	25	75	51	12.29	
TB 16B2-38		38	307.59	320.7	3020	25	75	51	22.47	
TB 16B2-45		45	364.13	377.1	3020	25	75	51	33.20	
TB 16B2-57		57	461.08	474.0	3525	32	90	65	56.20	
TB 16B2-76		76	614.65	627.0	3525	32	90	65	103.50	
TB 16B2-95		95	768.22	781.1	3525	32	90	65	166.50	
TB 16B2-114		114	921.81	934.3	4040	40	100	102	246.00	
Cast Iron Wheels	TB 16B2-38C	38	307.59	320.7	3030	25	75	76	13.50	
	TB 16B2-45C	45	364.13	377.1	3030	25	75	76	15.00	
	TB 16B2-57C	57	461.08	474.0	3535	32	90	89	26.20	
	TB 16B2-76C	76	614.65	627.0	3535	32	90	89	40.50	
	TB 16B2-95C	95	768.22	781.1	4040	40	100	102	56.00	
	TB 16B2-114C	114	921.81	934.3	4040	40	100	102	65.00	
	16B-3 Triplex Chain Sprockets	Steel Sprockets	TB 16B3-17	17	138.22	149.0	2517	19	65	79.6
TB 16B3-19			19	154.33	165.2	3020	25	75	79.6	4.34
TB 16B3-21			21	170.43	181.2	3030	25	75	79.6	6.51
TB 16B3-23			23	186.53	197.5	3525	32	90	79.6	6.97
TB 16B3-25			25	202.66	213.5	3525	32	90	79.6	9.78
TB 16B3-27			27	218.79	229.6	3525	32	90	79.6	12.86
TB 16B3-30			30	243.00	254.0	3525	32	90	79.6	17.97
TB 16B3-38			38	307.59	320.7	3525	32	90	79.6	34.82
TB 16B3-45			45	364.13	377.1	4030	40	100	79.6	49.96
TB 16B3-57			57	461.08	474.0	4030	40	100	79.6	87.83
TB 16B3-76		76	614.65	627.0	4030	40	100	79.6	166.51	
TB 16B3-95		95	768.22	781.1	4030	40	100	79.6	268.75	
Cast Iron Wheels		TB 16B3-38C	38	307.59	320.7	3535	32	90	89	25.00
		TB 16B3-45C	45	364.13	377.1	4040	40	100	102	33.00
		TB 16B3-57C	57	461.08	474.0	4040	40	100	102	47.00
		TB 16B3-76C	76	614.65	627.0	4040	40	100	102	58.00
		TB 16B3-95C	95	768.22	781.1	4040	40	100	102	85.00
		TB 16B3-114C	114	921.81	934.3	4545	55	110	114	90.00

31 All dimensions in mm. For details of Taper Bore Bushes refer to pages 34/35. Steel Taper Bore Sprockets up to 38 teeth are suitable for Induction Hardening of the teeth. Sprockets with teeth hardened to 45 Rc can be supplied on a 48 hour lead time.